



### District Report Card: 2017


<b>State:</b> Jammu And Kashmir	<b>District:</b> Srinagar
<b>Class:</b> 5	<b>Subject:</b> Language
<b>Schools:</b> 57	<b>Students:</b> 431


### Participation/Coverage


#### Students

<div>GENDER</div> <div></div>	Boys			Girls		
	Number		%	Number		%
	183		42.46	248		57.54

<div>AREA</div> <div></div>	Rural			Urban		
	Number		%	Number		%
	57		13.23	374		86.77

<div>CATEGORY</div> <div></div>	SC		ST		OBC		GEN	
	Number	%	Number	%	Number	%	Number	%
	6	1.39	36	8.35	17	3.94	372	86.31

<div>CWSN</div> <div></div>	LD	VI	HI	S&LD	ID	Oth
	0	0	0	1	1	2

<div>Management</div> <div></div>	Government			Government-aided		
	Number		%	Number		%
	431		100.00	0		0.00

### Average Performance of Students in Language (%)

Overall	Gender		Area		Management		Social Group			
	Male	Female	Rural	Urban	Govt.	Aided	SC	ST	OBC	GEN
64.18	63.17	64.92	59.77	64.85	64.18	0.00	58.89	55.93	66.27	64.96

## Performance on Learning Outcomes (LOs)

Learning Outcomes	Description	Average Performance(%)
L504	Reads and comprehends independently storybooks, news items/ headlines, advertisements etc.	63.81
L508	Reads text with comprehension, locates details and sequence of events	64.36

Range of Performance of Students who Answered Correctly							
Below 30%		30% - 50%		50% - 75%		Above 75%	
Number	%	Number	%	Number	%	Number	%
33	7.66	89	20.65	155	35.96	154	35.73

## Lowest Performing Learning Outcomes (LOs)

- 1 - Reads and comprehends independently storybooks, news items/ headlines, advertisements etc. (63.81)
- 2 - Reads text with comprehension, locates details and sequence of events (64.36)